

ENVIROSEAL™

ES3 SERIES

PRODUCT FEATURES:

- » Surface mount – ceiling or wall; 3"×24" (7.62cm×60.96cm), 3"×36" (7.62cm×91.44cm), 3"×48" (7.62cm×121.92cm), 3"×96" (7.62cm×243.84cm)
- » Cold rolled steel or stainless steel housing for corrosion resistance
- » Continuous row mount for multiple luminaires
- » IP65 Option available



PROJECT INFORMATION

Job Name _____

Fixture Type _____

Catalog Number _____

Approved by _____

SPECIFICATIONS

HOUSING: One-piece, seam-welded 20-gauge CRS. Base provided with two-point mounting holes and one wireway hole. Lens is positioned in baseplate channels and retained with stainless steel fastener(s). Base mounts flush to ceiling or wall surface.

LENS/GASKET: UV-stabilized, pearlescent or clear polycarbonate. Smooth exterior, linear prismatic interior. Nominal thickness .125" (.32cm). IP65 option provided with linear silicone gasket to seal lens frame to housing.

FINISH: Brushed stainless steel finish (#4B) or white TGIC polyester powder coat – 5-stage pre-treatment; Salt spray test: 1,000 hours; Reflectance: 92%.

SOCKETS: Shock-resistant sockets with internal locking collar to ensure positive lamp retention.

HARDWARE: One Type 302 stainless steel Phillips head fastener secures lens in housing channel.

ELECTRICAL: LED: Available 3000K, 3500K, 4000K and 5000K color temperatures, 82 CRI. 120-277VAC or 347VAC, 50/60Hz electrical input with serviceable high power factor electronic, constant-current driver (<20% THD, >0.95 PF). Standard 0-10V dimming with 1-100% range and dim-to-dark capabilities (non dim-to-dark with 347V); 330µA max. source current. LE: Class P ballast. Fluorescent electronic 120/277 or 347 voltage ballasts, high power factor. Optional one-lamp 90 minute nickel-cadmium battery pack (EL) includes inverter charger, test switch and charging indicator lamp.

SENSOR & CONTROLS: Optional sensor available with compatible third party controls. To see the full list of compatible controls, [click here](#).

PHOTOMETRICS: Photometry tested to the IESNA LM-79-08 standard by an ILAC/ISO17025 accredited laboratory. For additional photometric information, go to www.kenall.com.

WARRANTY: Limited five (5) year LED warranty. [Peace of Mind Guarantee against breakage](#).

LISTINGS: UL and CUL listed for Wet Location – covered ceiling. UL and CUL listed for Damp Location – horizontal wall mount. Optional UL and CUL Listed for Wet Location (WW Option) – horizontal wall mount. Optional UL certified IP65 per IEC 60598 (IP65 Option) – ceiling mount. Photometry tested to the IESNA LM-79-08 standard by an ILAC/ISO17025 accredited laboratory.



ORDERING INFORMATION (Ex: ES3-48-1-45L50K-DCC-1-DV-2H-PP-FS)

| Model | Length | Lamp Qty/Lamp Type | Ballast/Driver Type | Ballast/Driver Qty | Voltage | Housing | Lens Type | Options |
|------------------------------|---------------|--------------------|---|--|-----------|---|-----------|---------|
| ES3 | | | | 1 | | | | |
| Nominal Length | | | 8' (243.84cm) Lengths | | | Options | | |
| 24 | 2' (60.96cm) | | (Lamp Qty per 4' (121.92cm) Cross Section) | | | EL*† Standard Lumen EL Pack (450 lumens) (n/a with LED) | | |
| 36 | 3' (91.44cm) | | 1-45L30K | 45 Watt | 3000K LED | PEL*‡• High Lumen EL Pack (1100 lumens) (n/a with LED) | | |
| 48 | 4' (121.92cm) | | 1-45L35K | 45 Watt | 3500K LED | SEL*‡• Specified EL Pack (Needs to be a low profile version) | | |
| 96 | 8' (243.84cm) | | 1-45L40K | 45 Watt | 4000K LED | FS^ Single Fuse & Holder | | |
| | | | 1-45L50K | 45 Watt | 5000K LED | HC^ Row Mount Hub Connector (see KO option) | | |
| Lamp Qty/Type | | | 1-28^ | F28T5 | | KO^ Continuous Row Mount - .875" (2.22cm) diameter knockout in end caps (see HC option for Kenall supplied attachment connector) | | |
| 2' (60.96cm) Lengths | | | 1-32 | F32T8 | | PM^† Pendant Mount (damp locations only) – suspension hardware by others | | |
| 1-25L30K | 25 Watt | 3000K LED | 1-54 | F54T5HO | | TN120 120 Volt, 13 Watt Twin Tube NPF Night Light (n/a with LED) | | |
| 1-25L35K | 25 Watt | 3500K LED | Ballast Type | | | TN277 277 Volt, 13 Watt Twin Tube NPF Night Light (n/a with LED) | | |
| 1-25L40K | 25 Watt | 4000K LED | DCC | Dimming Constant Current (LED) | | IP65*** UL certified IP65 – Ceiling Mount (w/removable end caps – not suitable for continuous row mount) | | |
| 1-25L50K | 25 Watt | 5000K LED | IS | Elec <10% THD Instant Start (T8) | | WW**+• UL/CUL Wet Location Listing – Horizontal Wall Mount (w/removable end caps – not suitable for continuous row mount) | | |
| 1-14^ | F14T5 | | RS | Elec <10% THD Rapid Start (T5, T5HO, T8, Biax) | | TR Tamper Resistant Torx® with center pin fastener | | |
| 1-24 | F24T5HO | | SB | Specified Ballast | | | | |
| 1-17 | F17T8 | | Ballast Quantity | | | | | |
| 3' (91.44cm) Lengths | | | 1 | One | | | | |
| 1-21 | F21T5 | | Voltage | | | | | |
| 1-25 | F25T8 | | DV | 120-277 Volts | | | | |
| 4' (121.92cm) Lengths | | | 347 | 347 Volt | | | | |
| 1-45L30K | 45 Watt | 3000K LED | Housing Options | | | | | |
| 1-45L35K | 45 Watt | 3500K LED | 2H | 20-Ga CRS; Painted | | | | |
| 1-45L40K | 45 Watt | 4000K LED | P5H | 20-Ga 304SS; Painted | | | | |
| 1-45L50K | 45 Watt | 5000K LED | 5H | 20-Ga 304SS; Brushed | | | | |
| 1-28^ | F28T5 | | PXH | 20-Ga 316SS; Painted | | | | |
| 1-32 | F32T8 | | XH | 20-Ga 316SS; Brushed | | | | |
| 1-54 | F54T5HO | | Lens Type | | | | | |
| | | | PP | Pearlescent Polycarbonate | | | | |
| | | | CP* | Clear Polycarbonate | | | | |



www.kenall.com | P: 800-4-Kenall | F: 262-891-9701 | 10200 55th Street Kenosha, Wisconsin 53144, USA

A brand of **legrand**

This product complies with the Buy American Act: manufactured in the United States with more than 50% of the component cost of US origin. It may be covered by patents found at www.kenall.com/patents. Content of specification sheets is subject to change; please consult www.kenall.com for current product details. ©2022 Kenall Mfg. Co.

ENVIROSEAL™

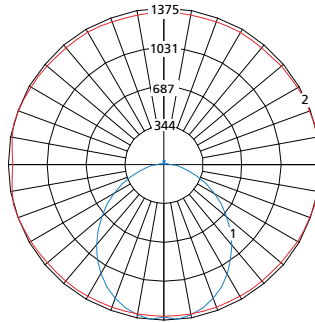
ES3 SERIES

PERFORMANCE

| Length | Lamp Type | Initial Delivered Lumens | | Input Power (W) | Drive Current (mA) | Estd. L70 LED Life (Hrs) |
|--------|-----------|--------------------------|-----------------|-----------------|--------------------|--------------------------|
| | | @ 25°C | Efficacy (lm/W) | | | |
| 2' | 25L30K | 2,280 | 91 | 25 | 100 | 80,000 |
| | 25L35K | 2,350 | 94 | | | |
| | 25L40K | 2,431 | 97 | | | |
| | 25L50K | 2,494 | 100 | | | |
| 4' | 45L30K | 4,560 | 93 | 49 | 100 | 80,000 |
| | 45L35K | 4,701 | 96 | | | |
| | 45L40K | 4,861 | 99 | | | |
| | 45L50K | 4,989 | 102 | | | |

Displayed information above is for PP lens type. Info subject to change. Visit www.kenall.com for IES files and additional information.

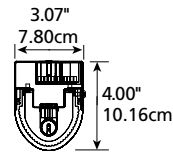
Model: ES3-48-45L40K-DCC-DV-2H-PP



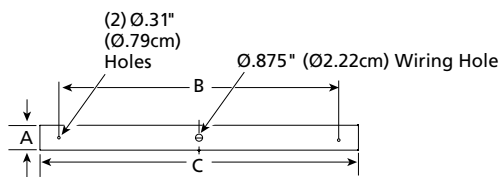
Max Candela = 1375 Located At Horizontal Angle = 15, Vertical Angle = 5
 1 - Vertical Plane Through Horizontal Angles (15 - 195) (Through Max. Cd.)
 2 - Horizontal Cone Through Vertical Angle (5) (Through Max. Cd.)

DIMENSIONAL DATA

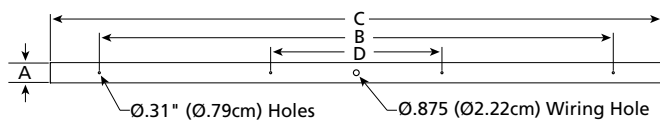
CROSS SECTION



BASEPLATE



96" (243.84cm) BASEPLATE



DIMENSIONAL DATA (IN INCHES & CENTIMETERS)

| | A | B | C | D |
|------------------|------|--------|--------|-------|
| ES324* - T5 | 3.07 | 20.00 | 24.75 | |
| cm | 7.80 | 50.80 | 62.87 | |
| ES324* - T8 | 3.07 | 20.00 | 24.75 | |
| cm | 7.80 | 50.80 | 62.87 | |
| ES324* - LED | 3.07 | 22.50 | 24.75 | |
| cm | 7.80 | 57.15 | 62.87 | |
| ES324* - TT | 3.07 | 20.00 | 24.75 | |
| cm | 7.80 | 50.80 | 62.87 | |
| ES336 - T5 | 3.07 | 28.00 | 35.00 | |
| cm | 7.80 | 71.12 | 88.90 | |
| ES336 - T8 | 3.07 | 24.00 | 36.75 | |
| cm | 7.80 | 60.96 | 93.35 | |
| ES348 - T5 | 3.07 | 40.00 | 46.75 | |
| cm | 7.80 | 101.60 | 118.75 | |
| ES348 - T8 | 3.07 | 40.00 | 48.75 | |
| cm | 7.80 | 101.60 | 123.83 | |
| ES348 - LED | 3.07 | 40.00 | 48.75 | |
| cm | 7.80 | 101.60 | 123.83 | |
| ES348 - T5 - PEL | 3.07 | 42.00 | 46.75 | |
| cm | 7.80 | 106.68 | 118.75 | |
| ES348 - T8 - PEL | 3.07 | 43.50 | 46.75 | |
| cm | 7.80 | 110.49 | 118.75 | |
| ES396 - T5 | 3.07 | 78.00 | 92.87 | 26.00 |
| cm | 7.80 | 198.12 | 235.89 | 66.04 |
| ES396 - T8 | 3.07 | 78.00 | 96.87 | 26.00 |
| cm | 7.80 | 198.12 | 246.05 | 66.04 |

*NOTE: ES324 Wiring Hole offset 1" (2.54cm) left of center line

PEL Wiring Hole offset 1.75" (4.45cm) left of center line

*ES324-LED Wiring Hole offset 4.25" (10.79cm) standard (10.83cm) IP65/MW Option



www.kenall.com | P: 800-4-Kenall | F: 262-891-9701 | 10200 55th Street Kenosha, Wisconsin 53144, USA

A brand of **legrand**

This product complies with the Buy American Act: manufactured in the United States with more than 50% of the component cost of US origin. It may be covered by patents found at www.kenall.com/patents. Content of specification sheets is subject to change; please consult www.kenall.com for current product details. ©2022 Kenall Mfg. Co.