

ENVIROSEAL™

HES12 SERIES

PRODUCT FEATURES:

- » Surface ceiling mount – 12"×24" (30.48cm×60.96cm), 12"×36" (30.48cm×91.44cm), 12"×48" (30.48cm×121.92cm), 12"×72" (30.48cm×182.88cm), 12"×96" (30.48cm×243.84cm)
- » Cold rolled steel or stainless steel housing for corrosion resistance
- » UV-stabilized polycarbonate lens
- » IP65 Option available
- » Hazardous listed Class I, Division 2, Groups A, B, C D



PROJECT INFORMATION

Job Name _____

Fixture Type _____

Catalog Number _____

Approved by _____

SPECIFICATIONS

HOUSING: One-piece, seam-welded 20-gauge CRS. Base provided with two-point mounting holes and one wireway hole. Lens is positioned in baseplate channels and retained with stainless steel fastener(s). Base mounts flush to ceiling or wall surface.

LENS/GASKET: UV-stabilized polycarbonate. Smooth exterior, linear prismatic interior. Nominal thickness .125" (.32cm). IP65 option provided with linear silicone gasket to seal doorframe to housing.

FINISH: Brushed stainless steel finish (#4B) or white TGIC polyester powder coat – 5-stage pre-treatment; Salt spray test: 1,000 hours; Reflectance: 92%.

SOCKETS: Shock-resistant sockets with gasketed internal locking collar to ensure positive lamp retention.

HARDWARE: Two Type 302 stainless steel Phillips head fasteners secure lens in housing channel.

ELECTRICAL: Class P ballast. Fluorescent electronic 120/277 or 347 voltage ballasts, high power factor.

WARRANTY: Limited one (1) year Kenall fluorescent warranty. [Peace of Mind Guarantee against breakage.](#)

LISTINGS: UL and CUL listed for Wet Location – covered ceiling. UL and CUL listed for Damp Location – horizontal wall mount. Standard Hazardous Location Listings include Class I, Division 2, Groups A, B, C, D. Optional UL certified IP65 per IEC 60598 – ceiling mount.



ORDERING INFORMATION (Ex: HES12-48-2-32-IS-1-DV-2H-PP-FS)

Model	Length	Lamp Qty/Lamp Type	Ballast Type	Ballast Qty	Voltage	Housing	Lens Type	Options
HES12								
Nominal Length			Ballast Type			Options		
24	2' (60.96cm)		IS	Elec <10% THD Instant Start (T8)				FS Single Fuse & Holder (n/a with 347V)
36	3' (91.44cm)		RS	Elec <10% THD Rapid Start (T8, T8HO)				IP65**† UL certified IP65 – Ceiling Mount (8' (243.84cm) Single Base) (w/removable end caps – not suitable for continuous row mount)
48	4' (121.92cm)		SB	Specified Ballast				TN 5/7/9 Watt Twin Tube NPF Night Light
72	6' (182.88cm)							TR Tamper Resistant Torx® Fastener (1)
96	8' (243.84cm)							
Lamp Qty/Type			Ballast Quantity					
2' (60.96cm) Lengths			1 One					
2-17	F17T8		2 Two					
3-17	F17T8							
4-17	F17T8							
3' (91.44cm) Lengths			Voltage					
2-25	F25T8		DV 120-277 Volts					
3-25	F25T8		347 347 Volt					
4-25	F25T8							
4' (121.92cm) Lengths			Housing Options					
2-32	F32T8		2H 20-Ga CRS; Painted					
3-32	F32T8		P5H 20-Ga 304SS; Painted					
4-32	F32T8		5H 20-Ga 304SS; Brushed					
2-44	F44T8HO (2 lamps only)		PXH 20-Ga 316SS; Painted					
			XH 20-Ga 316SS; Brushed					
6' (182.88cm) Lengths			Lens Type					
2-72	F72T8HO (2 lamps only)		PP Pearlescent Polycarbonate					
			CP Clear Polycarbonate					
8' (243.84cm) Lengths								
(Lamp Qty per 4' (121.92cm) Cross Section)								
2-32	F32T8							
3-32	F32T8							
4-32	F32T8							
2-44	F44T8HO (2 lamps only)							

HAZARDOUS LOCATION T-RATINGS			
Lamp Type/Qty.	Mount	Option	Operating/Temp Code
F17T8/4	Ceiling	FS	85° C / T6
F17T8/4	Ceiling	TN & FS	180° C / T3A
F25T8/4	Ceiling	TN & FS	160° C / T3C
F25T8/4	Ceiling	FS	85° C / T6
F32T8/4	Ceiling	TN & FS	180° C / T3A
F32T8/4	Ceiling	FS	85° C / T6
F44T8/2	Ceiling	FS	100° C / T5
F44T8/2	Ceiling	TN & FS	160° C / T3C
F72T8HO/2	Ceiling	TN & FS	180° C / T3A
F72T8HO/2	Ceiling	FS	100° C / T5

** n/a with 96" (243.84cm) version
† Add .375" (.95cm) to overall length



www.kenall.com | P: 800-4-Kenall | F: 262-891-9701 | 10200 55th Street Kenosha, Wisconsin 53144, USA

A brand of **legrand**

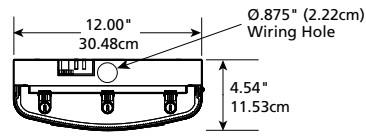
This product complies with the Buy American Act: manufactured in the United States with more than 50% of the component cost of US origin. It may be covered by patents found at www.kenall.com/patents. Content of specification sheets is subject to change; please consult www.kenall.com for current product details. ©2019 Kenall Mfg. Co.

ENVIROSEAL™

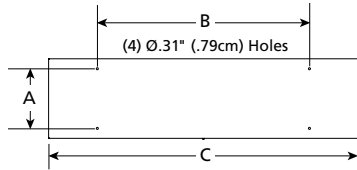
HES12 SERIES

DIMENSIONAL DATA

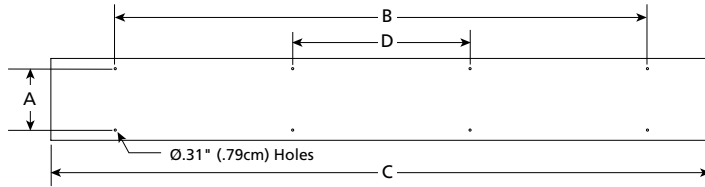
CROSS SECTION



BASEPLATE



96" (243.84cm) BASEPLATE



DIMENSIONAL DATA (IN INCHES & CENTIMETERS)

	A	B	C	D
HES1224 – T8	9.00	16.00	24.75	
cm	22.86	40.64	62.87	
HES1236 – T8	9.00	20.00	36.75	
cm	22.86	50.80	93.35	
HES1248 – T8	9.00	32.00	48.75	
cm	22.86	81.28	123.83	
HES1272 – T8	9.00	56.00	72.75	
cm	22.86	142.24	184.79	
HES1296 – T8	9.00	78.00	96.87	26.00
cm	22.86	198.12	246.05	66.04

