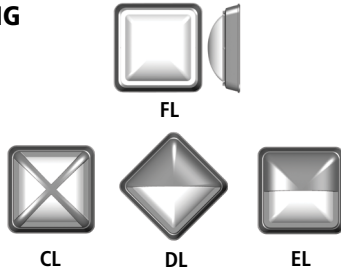


MILLENIUM™ SQUARE

MS15 SERIES – LOW PROFILE HOUSING

PRODUCT FEATURES:

- » Surface mount – ceiling (FL & CL only) or wall mount;
16"W×16"W×6"D (CL, EL, FL)
21"W×21"W×6"D (DL)
- » Peace of Mind Guarantee®
- » Dust and water protected to IP64 standards



PROJECT INFORMATION	
Job Name	_____
Fixture Type	_____
Catalog Number	_____
Approved by	_____

SPECIFICATIONS

BASEPLATE: Marine grade die-cast aluminum. Integral heat sinks. Baseplate flange interlocks and wraps around lens base producing maximum moisture deflection and resistance to prying. Baseplate provided with four-point mounting holes and one wireway hole. Standard matte black, dark bronze or matte white exterior TGIC polyester powder coat – 5-step pre-treatment. See Ordering Information for optional finishes.

REFLECTOR: Full reflector/wire cover – 92% reflectivity.

LENS: UV-stabilized, high impact resistant, virgin injection molded polycarbonate. High efficiency blonded fluted lens maximizes uniformity. Lens secured with four concealed captive Torx® with center pin fasteners. Exclusive water channeling lens design provides 360° ingress protection.

LENS BASE/EYELID/GRILLE: High impact resistant, injection molded matte black, dark bronze or matte white polycarbonate. Optional Light Gray, Silver, Forest Green or Custom Color (see Ordering Information below) are chemically bonded, impact resistant finishes.

GASKETING: Die-cut, closed cell EPDM self adhesive gasket seals baseplate to mounting surface. Closed cell, silicone “O” ring gaskets positioned and friction secured in gasket channels of lens base, baseplate and optional surface adapter.

HARDWARE: Four stainless steel Torx® T-20 with center pin fasteners.

ELECTRICAL: Available in 3500K, 4000K, and 5000K color temperatures, 80 CRI. 120-277VAC, 50/60Hz electrical input with high power factor electronic, constant-current driver (>.90 PF). Standard 0-10V dimming with 1-100% range; maximum driver source of 200 µA.

SENSOR & CONTROLS: Optional sensor available with compatible third party controls. To see the full list of compatible controls, [click here](#).

PHOTOMETRICS: Photometry tested to the IESNA LM-79-08 standard by an ILAC/ISO17025 accredited laboratory. For additional photometric information, go to www.kenall.com.

WARRANTY: Limited five (5) year LED warranty. [Peace of Mind Guarantee against breakage](#).

LISTINGS: Luminaire is certified to UL Standards by either Underwriters Laboratory or Intertek Testing Laboratory for Wet Location. (listing includes Emergency Battery Pack “LEL” option). UL certified IP64 per IEC 60598.



ORDERING INFORMATION (Ex: MS15CL-PP-MB-25L40K-DV)

Model	Lens Type	Finish	Lamp Type	Voltage	Options	Accessories
PP						
Model			Lamp Type		Options	
MS15FL	Full Face		15L35K	15 Watt 3500K LED	LEL-SA	LED Emergency Battery Backup with Die-cast Surface Adapter (SA) - Non ADA (n/a with 347V)
MS15CL	Crossbar		15L40K	15 Watt 4000K LED	BPC-SA	Photo Control – Shielded Button Type with Die-cast Surface Adapter (SA) - Non ADA (120V or 277V only)
MS15DL	Diamond Eyelid		15L50K	15 Watt 5000K LED	FS	Single Fuse & Holder
MS15EL	Eyelid		25L35K	25 Watt 3500K LED	NAT	Natatorium Environment Option
			25L40K	25 Watt 4000K LED		
			25L50K	25 Watt 5000K LED		
Lens Type			Voltage		Accessories	
PP	Pearlescent Polycarbonate		120	120 Volts	SA	Die-Cast Surface Adapter
Finish			277	277 Volts		
DB	Dark Bronze		347†	347 Volts		
FG	Forest Green		DV†	120-277 Volts		
LG	Light Gray				†	n/a with BPC
MB	Matte Black					
MW	Matte White					
SL	Silver					
CC	Custom Color (Consult factory)					



www.kenall.com | P: 800-4-Kenall | F: 262-891-9701 | 10200 55th Street Kenosha, Wisconsin 53144, USA

A brand of Legrand

This product complies with the Buy American Act: manufactured in the United States with more than 50% of the component cost of US origin. It may be covered by patents found at www.kenall.com/patents. Content of specification sheets is subject to change; please consult www.kenall.com for current product details. ©2022 Kenall Mfg. Co.

MILLENIUM™ SQUARE

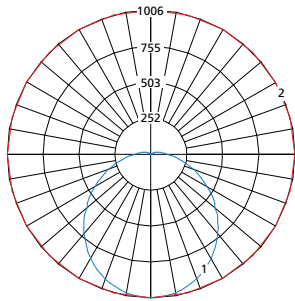
MS15 SERIES – LOW PROFILE HOUSING

PERFORMANCE

Model	Lamp Type	Initial Delivered Lumens		Input Power (W)	Drive Current (mA)	Estd. L70 LED Life (hrs)
		@ 25°C (lm)	Efficacy (lm/W)			
MS15FL	15L35K	2,222	113	20	75	130,000
	15L40K	2,222	113	20	75	130,000
	15L50K	2,422	124	20	75	130,000
	25L35K	3,258	111	30	63	130,000
	25L40K	3,258	111	30	63	130,000
	25L50K	3,551	121	30	63	130,000
MS15CL	15L35K	1,784	91	20	75	130,000
	15L40K	1,784	91	20	75	130,000
	15L50K	1,945	99	20	75	130,000
	25L35K	2,616	89	30	63	130,000
	25L40K	2,616	89	30	63	130,000
	25L50K	2,851	97	30	63	130,000
MS15DL	15L35K	1,823	95	20	75	130,000
	15L40K	1,823	95	20	75	130,000
	15L50K	1,988	104	20	75	130,000
	25L35K	2,674	91	30	63	130,000
	25L40K	2,674	91	30	63	130,000
	25L50K	2,914	99	30	63	130,000
MS15EL	15L35K	1,860	97	20	75	130,000
	15L40K	1,860	97	20	75	130,000
	15L50K	2,028	106	20	75	130,000
	25L35K	2,727	93	30	63	130,000
	25L40K	2,727	93	30	63	130,000
	25L50K	2,973	101	30	63	130,000

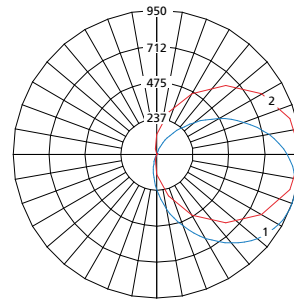
Info subject to change. Visit www.kenall.com for IES files and additional information.

Model: MS15FL-PP-MW-25L40K-DCC-DV



Max Candela = 1006 Located At Horizontal Angle = 0, Vertical Angle = 0
 1 - Vertical Plane Through Horizontal Angles (0-180) (Through Max. Cd.)
 2 - Horizontal Cone Through Vertical Angle (0) (Through Max. Cd.)

Model: MS15EL-PP-MW-25L40K-DCC-DV



Max Candela = 950 Located At Horizontal Angle = 0, Vertical Angle = 65
 1 - Vertical Plane Through Horizontal Angles (0-180) (Through Max. Cd.)
 2 - Horizontal Cone Through Vertical Angle (65) (Through Max. Cd.)



www.kenall.com | P: 800-4-Kenall | F: 262-891-9701 | 10200 55th Street Kenosha, Wisconsin 53144, USA

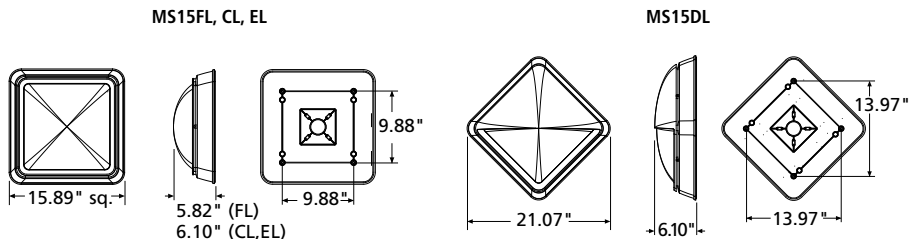
A brand of Legrand

This product complies with the Buy American Act: manufactured in the United States with more than 50% of the component cost of US origin. It may be covered by patents found at www.kenall.com/patents. Content of specification sheets is subject to change; please consult www.kenall.com for current product details. ©2022 Kenall Mfg. Co.

MILLENIUM™ SQUARE

MS15 SERIES – LOW PROFILE HOUSING

DIMENSIONAL DATA



SURFACE ADAPTER SIDE & BACK VIEW

MS15FL, CL, EL **MS15DL**

