

MIGHTY MAC™

RMCA SERIES

PRODUCT FEATURES:

- » Recessed ceiling mount – 12"×24", 12"×48"
- » TIG welded housing with no post grinding for additional strength
- » Vertically adjustable Z bracket with thru-studs spaced 6" apart
- » Full length concealed internal piano hinge



PROJECT INFORMATION

Job Name _____

Fixture Type _____

Catalog Number _____

Approved by _____

SPECIFICATIONS

HOUSING: Die-formed prime grade material as specified – see Ordering Information. TIG and spot welded construction.

LENS: As specified – maximum total thickness .625" – see Ordering Information. Kenall recommends a clear outer lens with a prismatic, textured or diffused inner lens. Two clear lenses used in combination cannot be provided.

LENS RETENTION: Vertically adjustable continuous "Z" brackets of prime grade material, secured to housing via thru-studs (6" maximum spacing).

DOOR: One-piece die-formed prime grade material as specified – see Ordering Information. Corners continuously seam welded and smooth with no post grinding (TIG).

HINGE: Full length completely concealed internal piano hinge (1/2" knuckle/1/8" diameter pin) standard. Pin secured to knuckle. Hinge welded to door.

FASTENERS: Hardened security screws as specified – see Ordering Information. Fully recessed.

LUMINOUS SEAL: Polyurethane foam prevents light leaks from luminaire base.

FINISH: TGIC polyester powder coat – 5-stage pre-treatment. Salt spray test: 1,000 hours; Reflectance: 92%.

ELECTRICAL: Available 3000K, 3500K, 4000K and 5000K color temperatures, 82 CRI. 120-277VAC or 347VAC, 50/60Hz electrical input with serviceable high power factor electronic, constant-current driver (<20% THD, >0.95 PF). Standard 0-10V dimming with 1-100% range and dim-to-dark capabilities (non dim-to-dark with 347V); 330 µA max. source current. LF; Lamps quantity and type as specified – see Ordering Information. Lamps supplied by others. Ballast quantity and type as specified – see Ordering Information. All ballasts UL listed class P. Optional removable reflector/lamp/ballast tray with quick disconnect.

SENSOR & CONTROLS: Optional sensor available with compatible third party controls. To see the full list of compatible controls, click [here](#).

WARRANTY: Limited five (5) year warranty on LED lamps.

LISTINGS: UL and CUL Listed for Damp Locations. See Ordering Information for Wet Location applications. Non IC rated.



ORDERING INFORMATION (Ex: RMCA-4-TG-0/0-45L35K-DCC-DV-SYM/B-1-LEL)

Model	Size	Ceiling Type	Door/Housing	Lamp Qty	Lamp Type	Driver/Ballast	Ballast Qty	Voltage	Lens (Inner/Outer)	Fasteners	Options
RMCA			/						/		
	Nominal Size				Lamp Type			Voltage			Options
	2 12"×24"				2' Nominal Length			DV 120-277 Volts			LEL Integral 10W Emergency Battery Backup (4' only, 45L max; n/a 347V, 0°C min ambient)
	4 12"×48"				25L30K 25 Watt 3000K LED			120 120 Volts			LELST Integral 6W Self-Testing Emergency Battery Backup (4' only, 45L max; n/a 347V, 0°C min ambient)
					25L35K 25 Watt 3500K LED			277 277 Volts			DLN LED Night Light w/Light Level Control (100% - 20%; voltage specific selection required; n/a 347V)
					25L40K 25 Watt 4000K LED			347 347 Volts			EL• Standard Lumen EL Pack
					25L50K 25 Watt 5000K LED						FS Single Fuse & Holder
					17 F17T8						SC Specified Ceiling
	Ceiling Type				4' Nominal Length			Lens (Inner/Outer)‡			WL Wet Location Listed
	FL/TR Flange/Threaded Rod				45L30K 45 Watt 3000K LED			SYM Symmetric, Diffused DR Acrylic			* n/a as Housing Material
	FL/CC Flange/Cross Channel				45L35K 45 Watt 3500K LED			0 No Lens			‡ Refer to lens specifications
	FL/Y Flange/Yoke				45L40K 45 Watt 4000K LED			1 .125" Prismatic Acrylic			• n/a with LED Lamp Type
	FL/SA Flange/Swing-Out Arms				45L50K 45 Watt 5000K LED			2 .125" Prismatic Polycarbonate			» Can only be used with clear outer lens
	TG T-Grid				67L30K 67 Watt 3000K LED			3 .125" Textured Polycarbonate			▲ Must be paired with prismatic, textured or diffused lens when ordering LED lamps
	MP* Metal Pan				67L35K 67 Watt 3500K LED			G▲ .125" Clear Polycarbonate			▼ Consult Grid system manufacturer for product compatibility
	CZ Concealed Z-Spline				67L40K 67 Watt 4000K LED			4 .156" Prismatic Polycarbonate			
					67L50K 67 Watt 5000K LED			TG .250" Textured Tempered Glass			
	Door/Housing Material				90L30K 90 Watt 3000K LED			6 .187" Prismatic Polycarbonate			
	0 14-Ga CRS (Painted White)				90L35K 90 Watt 3500K LED			7▲ .187" Clear Polycarbonate			
	1 16-Ga CRS (Painted White)				90L40K 90 Watt 4000K LED			8▲ .187" Clear Tempered Glass			
	2 18-Ga CRS (Painted White)				90L50K 90 Watt 5000K LED			9▲ .250" Clear Polycarbonate			
	3 14-Ga SS (Painted White)				32 F32T8			A▲ .250" Clear Tempered Glass			
	4 16-Ga SS (Painted White)							B▲ .375" Clear Polycarbonate			
	B 18-Ga SS (Painted White)							C▲ .375" Clear Tempered Glass			
	6* 14-Ga SS (Brushed)							J▲ .500" Clear Polycarbonate			
	7* 16-Ga SS (Brushed)							P▲ .500" Clear Tempered Glass			
	A* 18-Ga SS (Brushed)										
	Lamp Quantity (n/a with LED)				Driver/Ballast Type			Fastener			
	1 One				DCC Dimming Constant Current Driver			1 Torx® T-20 Head w/ Center Pin			
	2 Two				IS Instant Start Electronic <10% THD			2 Allen Head w/ Center Pin			
	3 Three				RS Rapid Start Electronic <10% THD						
					SB Specified Ballast						
					Ballast Quantity (n/a with LED)						
					1 One						
					2 Two						



www.kenall.com | P: 800-4-Kenall | F: 262-891-9701 | 10200 55th Street Kenosha, Wisconsin 53144, USA

This product complies with the Buy American Act: manufactured in the United States with more than 50% of the component cost of US origin. It may be covered by patents found at www.kenall.com/patents. Content of specification sheets is subject to change; please consult www.kenall.com for current product details. © 2022 Kenall Mfg. Co.

A brand of **legrand**

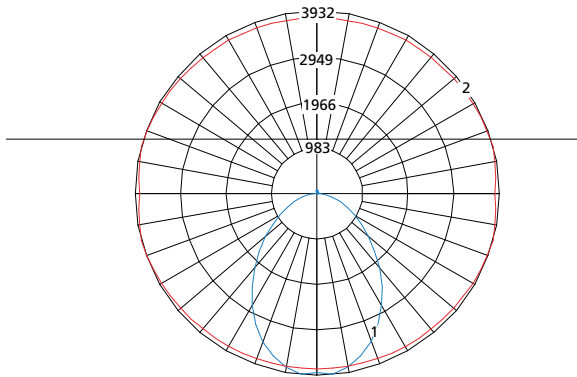
RMCA SERIES

PERFORMANCE

Model	Lamp Type	Initial Delivered Lumens		Input Power (W)	Drive Current (mA)	Estd. L70 LED Life (Hrs)
		@ 25°C	Efficacy (lm/W)			
RMCA-2	25L30K	1,811	64	28	117	80,000
	25L35K	1,867	66	28	117	80,000
	25L40K	1,931	68	28	117	80,000
	25L50K	2,010	71	28	117	80,000
RMCA-4	45L30K	3,429	74	46	100	80,000
	45L35K	3,535	77	46	100	80,000
	45L40K	3,655	79	46	100	80,000
	45L50K	3,805	83	46	100	80,000
	67L30K	5,475	74	74	75	80,000
	67L35K	5,644	76	74	75	80,000
	67L40K	5,836	78	74	75	80,000
	67L50K	6,076	82	74	75	80,000
	90L30K	6,761	70	97	100	80,000
	90L35K	6,970	72	97	100	80,000
	90L40K	7,207	74	97	100	80,000
	90L50K	7,503	78	97	100	80,000

NOTE: All products tested with SYM/B lens configuration. See "Lumen Output Scaling Factor" table for output values with alternate lens configurations. Information subject to change without notice. Visit www.kenall.com for IES files and additional information.

Model: RMCA-4-w-x-y-90L40K-DCC-z-SYM-B-1



Maximum Candela = 3932 Located At Horizontal Angle = 195, Vertical Angle = 5

- 1 - Vertical Plane Through Horizontal Angles (195-15) (Through Max. Cd.)
- 2 - Horizontal Cone Through Vertical Angle (5) (Through Max. Cd.)

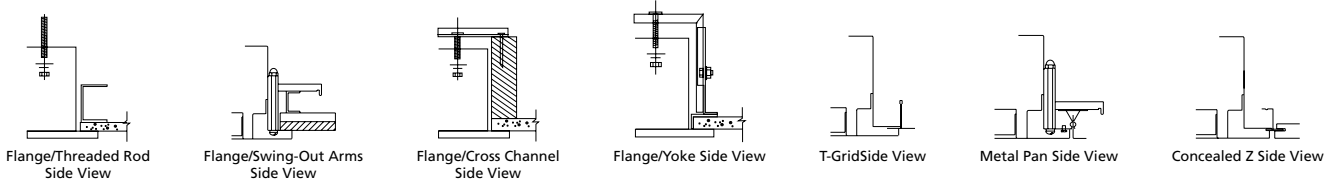
LUMEN OUTPUT SCALING FACTORS

Lens Configuration	Inner Lens	Outer Lens	Scaling Factor
SYM/G	1/8" Frost Acrylic	1/8" Clear PC	1.10
SYM/7		3/16" Clear PC	1.06
SYM/8		3/16" Clear TG	1.06
SYM/9		1/4" Clear PC	1.03
SYM/B	1/8" Prismatic Acrylic	3/8" Clear PC	1.00
SYM/C		3/8" Clear TG	1.03
SYM/J		1/2" Clear PC	0.99
1/G	1/8" Prismatic PC	1/8" Clear PC	1.04
1/9		1/4" Clear PC	0.99
1/B		3/8" Clear PC	0.99
2/J		1/2" Clear PC	0.87

NOTE: Use this table to determine the lumen output and efficacy of the desired lens configuration by multiplying the provided value with the appropriate number in the "Performance" table above.

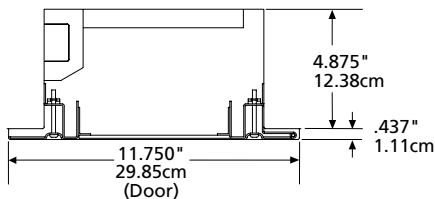


RMCA SERIES

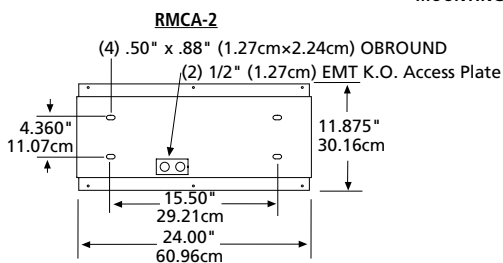


DIMENSIONAL DATA

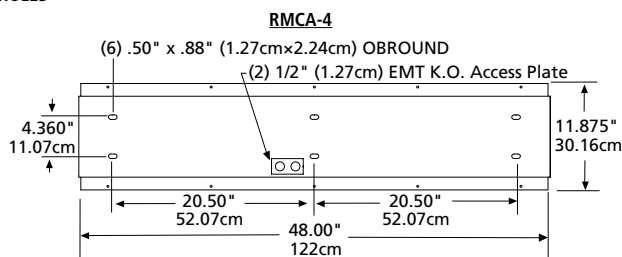
CROSS SECTION



MOUNTING HOLES



RECOMMENDED CEILING CUTOUT: 24.250" x 10.437" (61.60cm x 26.51cm)



RECOMMENDED CEILING CUTOUT: 48.250" x 10.437" (123cm x 26.51cm)